

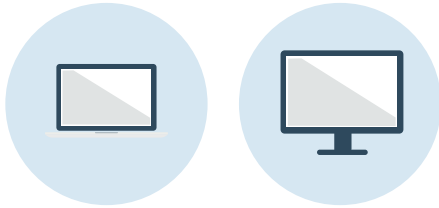


A Guide to Smarter Connected Workspaces.

Kensington®

SOLUTIONS FOR A
SMARTER WORKSPACE

Office Workspaces



Office (Laptop + 1 x Screen)

Goal:

Improve upon laptop screen size by adding a single widescreen monitor.

Solution:

SD3000 USB Docking Station connects any laptop to multiple screen types plus ethernet and peripherals.



Office (Laptop + 2 x Screens)

Goal:

Increased productivity with two additional screens.

Solution:

The SD3500 Dual Dock connects two monitors to your laptop, allowing the user to extend their digital desktop across three screens. 4 x USB 2.0 port and 2 x USB 3.0 and Ethernet connection ensures peripheral connectivity.



Screen Configuration Options - SD3000

Screen 1	Screen 2
DVI	Laptop
HDMI (DVI > HDMI Adapter)	Laptop
VGA (DVI > VGA Adapter)	Laptop

Screen Configuration Options - SD3500

Screen 1	Screen 2	Screen 3
HDMI	DVI	Laptop
HDMI	HDMI (DVI > HDMI Adapter)	Laptop
HDMI	VGA (DVI > VGA Adapter)	Laptop

Upgrade to 4K Output - SD4000

4K Screen Option	2K Screen Options		
Screen 1	Screen 2	Screen 3	-
DisplayPort	DVI	Laptop	-
HDMI	DVI	Laptop	-
-	Screen 1	Screen 2	Screen 3
-	HDMI	DVI	Laptop

Single Video Output

SD3000 Universal USB 3.0 Laptop

Docking Station: K33970EU

Dual Video Output

SD3500 Universal USB 3.0 Laptop

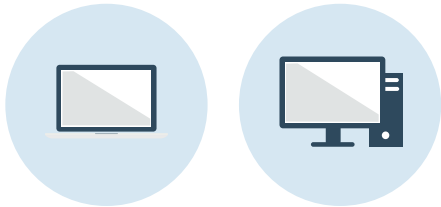
Docking Station: K33972EU

SD4000 Universal USB 3.0 4K Laptop

Docking Station: K33983EU

**SOLUTIONS FOR A
SMARTER WORKSPACE**

Home Office Workspaces



Family Office (PC/Laptop + Screen)

Goal:

Allow for a family PC and a work laptop to be used in the same workspace interchangeably while avoiding the need to disconnect and connect multiple cables each time.

Solution:

Place the SD3000 universal dock at the heart of the workspace.

Connect the screen, keyboard, mouse, printer and modem to the dock. Dependent upon which computer needs to be used, simply plug the dock's USB cable into either the family PC's USB port or the laptop's USB port.

The single USB cables connects the computer to everything connected to the dock so that keyboards, mice and Ethernet cables don't need to be constantly reconnected to different devices. The dock is both Mac and Windows compatible, making it ideal for multi-brand households.

SD3000 Universal USB 3.0 Laptop Docking Station: K33970EU

SD4000 Universal USB 3.0 4K Laptop Docking Station: K33983EU



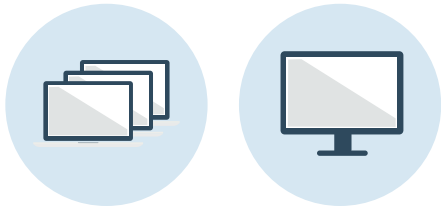
Screen Configuration Options - SD3000	
Screen 1	Screen 2
DVI	Laptop
HDMI (DVI > HDMI Adapter)	Laptop
VGA (DVI > VGA Adapter)	Laptop

Upgrade to 4K Output - SD4000			
4K Screen Option	2K Screen Options		
Screen 1	Screen 2	Screen 3	-
DisplayPort	DVI	Laptop	-
HDMI	DVI	Laptop	-
-	Screen 1	Screen 2	Screen 3
-	HDMI	DVI	Laptop



SOLUTIONS FOR A SMARTER WORKSPACE

Multi-User Workspaces



Multi-User Workspaces (Various Laptops + Screen)

Goal:

Provide a connected and functional hot-desk solution for users with undefined and multiple brands of laptop. Ensure that equipment does not wander with an unobstrusive security solution.

Solution:

Connect robust and reliable wired keyboards and mice to the SD3000 universal dock. Provide reliable wired network connectivity with Ethernet connection.

SD3000 Universal USB 3.0 Laptop Docking Station: K33970EU

Desktop PC & Peripherals Locking Kit: K64615EU

Grommet Hole Security Anchor Point: K64612WW



Screen Configuration Options - SD3000

Screen 1	Screen 2
DVI	Laptop
HDMI (DVI > HDMI Adapter)	Laptop
VGA (DVI > VGA Adapter)	Laptop

Securing Multi-User Workspaces


Secure the dock, Ethernet cable, mouse and keyboard with a single key using the Desktop PC & Peripherals Locking Kit.

Administrators can elect for a master key programme that provides them access to each lock with a single key. The grommet hole anchor point ensures tidy cable management and provides a secure anchor point for the lock cable.



**SOLUTIONS FOR A
SMARTER WORKSPACE**

Mobile Workspaces



Meeting Rooms

(Various Laptops + Projector/Screen)

Goal:

Avoid frustration, embarrassment and wasted time at the start of meetings and presentations by ensuring employee and guest connectivity in meeting rooms.

Solution:

You can never be sure which device presenters will wish to connect to a meeting room presentation screen or projector. Video Adapters ensure plug and play set up. Select the most appropriate one.

Video Adapters	Name	Connectivity
K33989WW	VU4000D 4K Video Adapter	USB 3.0 > DisplayPort
K33988WW	VU4000 4K Video Adapter	USB 3.0 > HDMI
K33987WW	VM1000 Video Adapter	Mini DisplayPort > VGA
K33986WW	VM2000 Video Adapter	HDMI > Mini DisplayPort
K33985WW	VM4000 4K Video Adapter	Mini DisplayPort > HDMI
K33984WW	VP4000 4K Video Adapter	DisplayPort > HDMI
K33974EU	Universal Multi-Display Adapter	USB 3.0 > VGA/DVI



VP4000



VU4000



VM2000

Mobile Workspaces

Goal:

Maintain desktop productivity when travelling with a single USB port device such as a Microsoft® Surface™ Pro.

Solution:

Connect a portable mouse and Ethernet cable to the adapter. Connect the adapter to the computer's USB port.

Poor Wi-Fi signals can also be combated with a USB Ethernet adapter. Connect a wireless presenter remote and the relevant video adapter to the Ethernet adapter and the screen or projector and all presenters need to do is connect a single USB cable to their laptop. Easy.



UA3000E

**SOLUTIONS FOR A
SMARTER WORKSPACE**

Sell Smarter with Kensington

Kensington's universal solutions eliminate the need to invest in a spectrum of proprietary peripherals to support your customers' diverse range of devices – presenting you as their first and last port of call for interoperable connectivity solutions.

By offering your customers a solution compatible with every business device, and any working location, you reduce their need to buy elsewhere – building a strong foundation for an ongoing business relationship between you and your corporate customers.



Maddie

Maddie.Archdale@kensington.com

07740 061887



Scott

Scott.Houchin@kensington.com

07557 268013



Keith

Keith.Ward@kensington.com

07957 731001

Kensington Solutions for a Smarter Workspace

Connect with Kensington:
[Kensingtonpartner.com/connectivity](https://kensingtonpartner.com/connectivity)



Paul F

Paul.Funnell@kensington.com

07841 568027



Paul G

Paul.Greenfield@kensington.com

07734 596276